

MAY 11-12, 2023 STORM EVENT



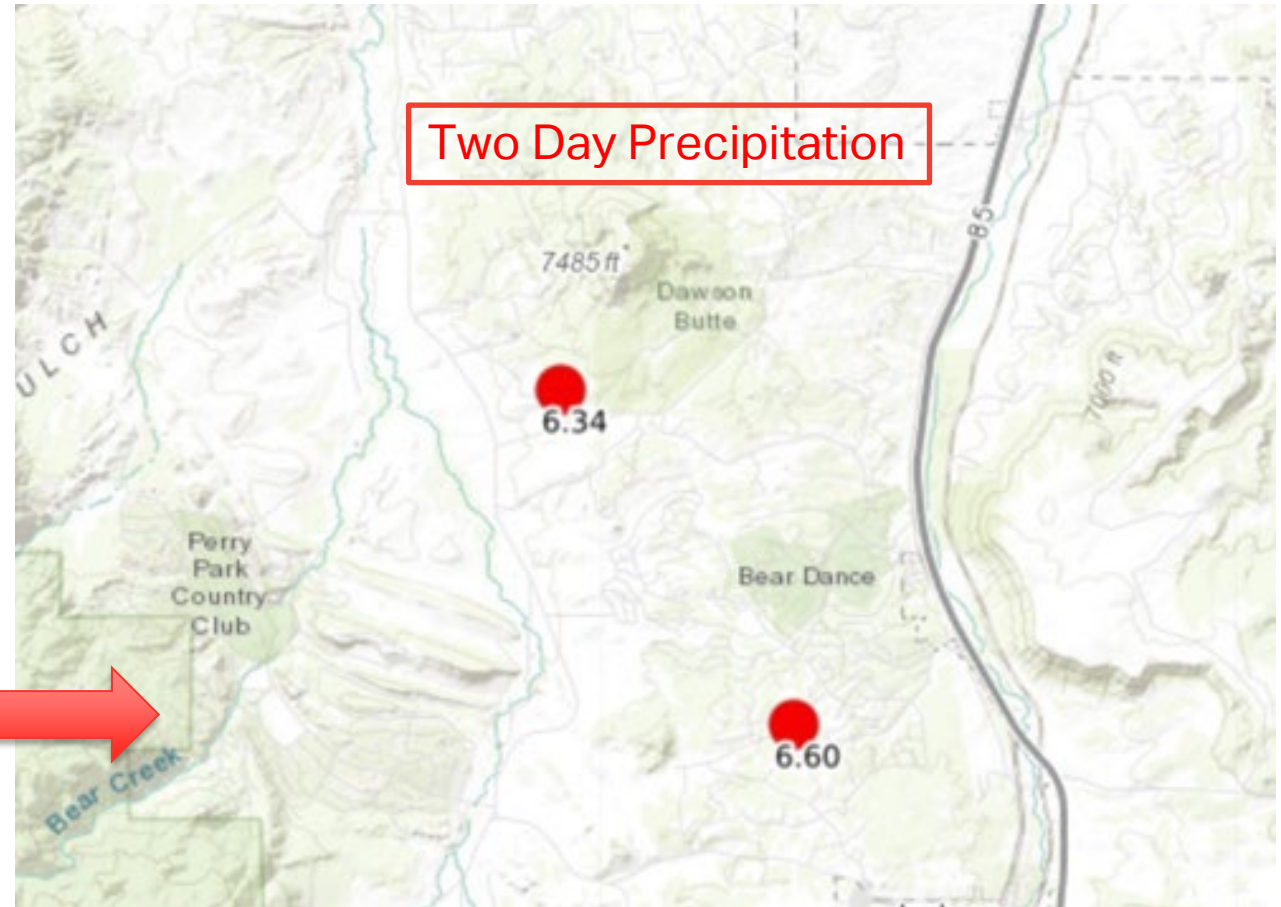
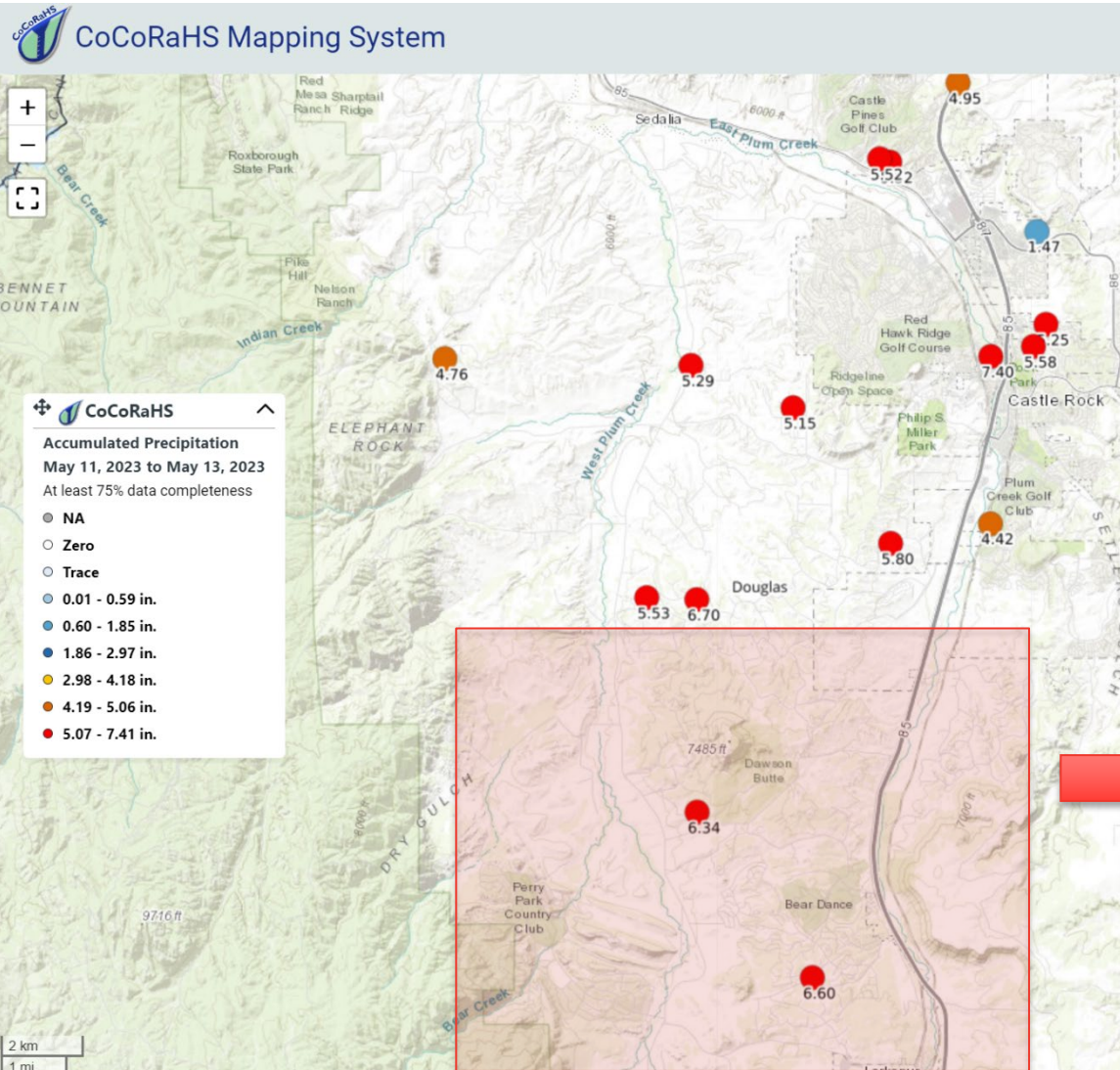
CWA TAC MEETING

JUNE 6, 2023

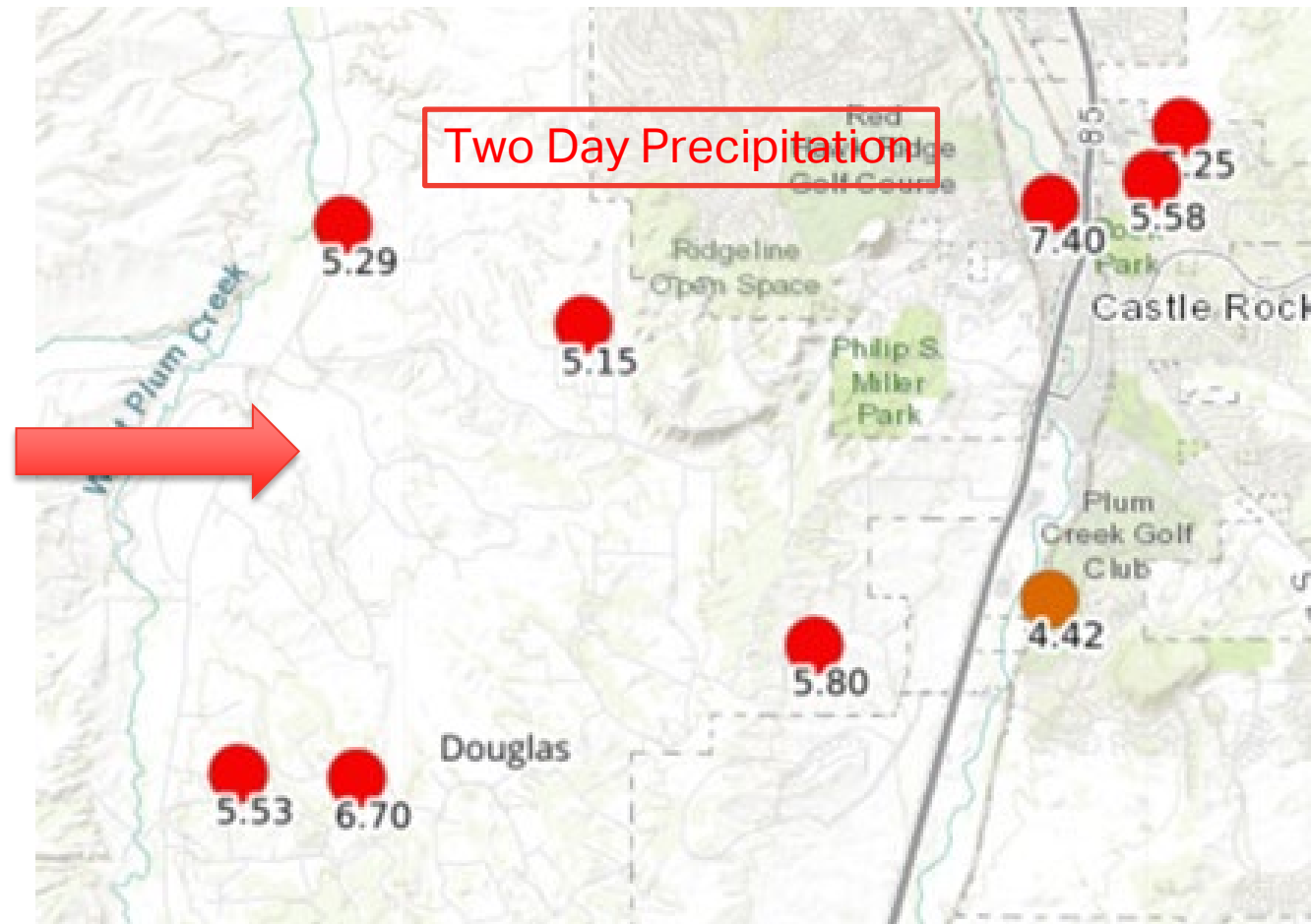
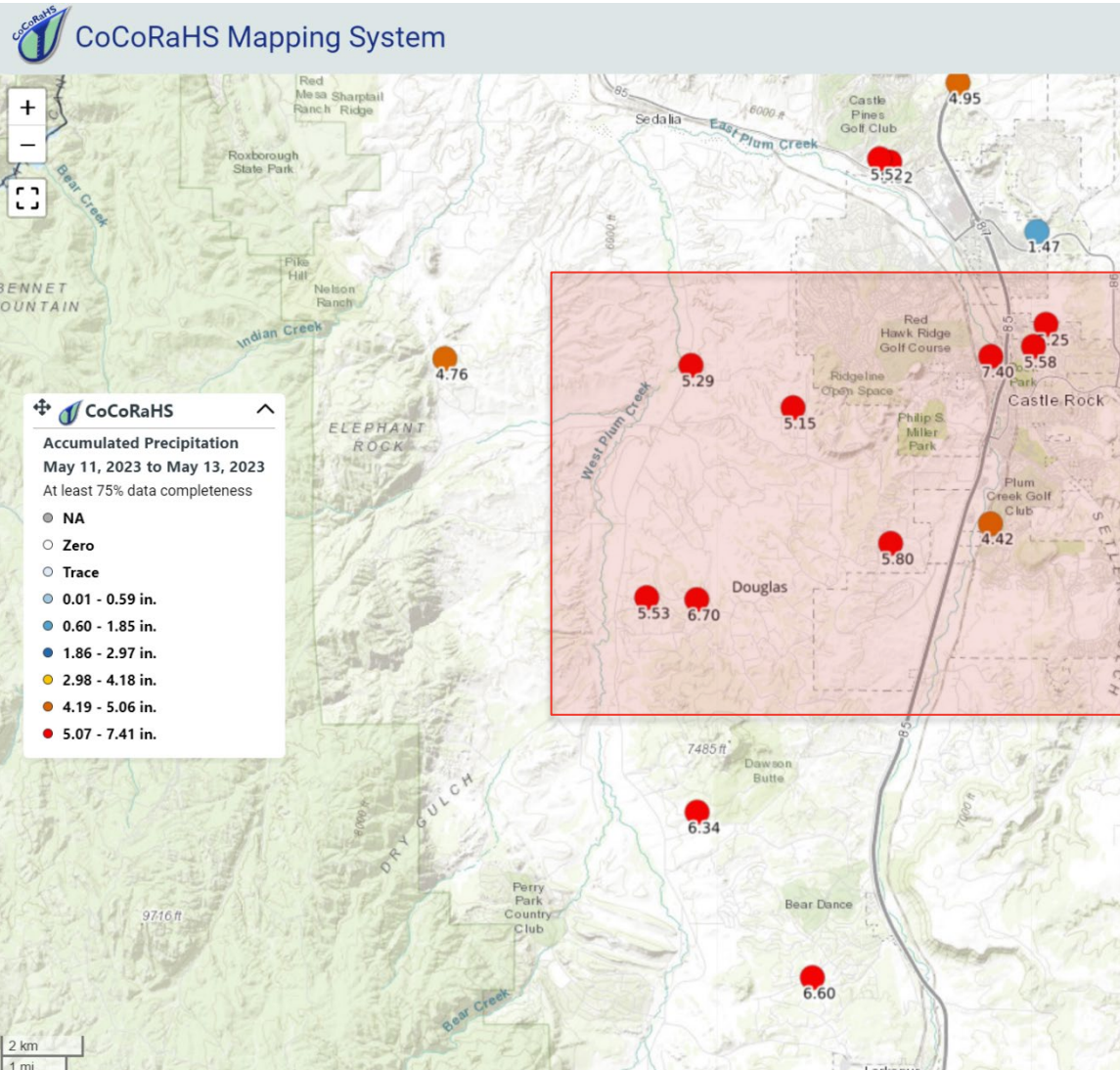
[RESPEC.COM](https://www.respec.com)



MAY 11-12, 2023 STORM EVENT



MAY 11-12, 2023 STORM EVENT

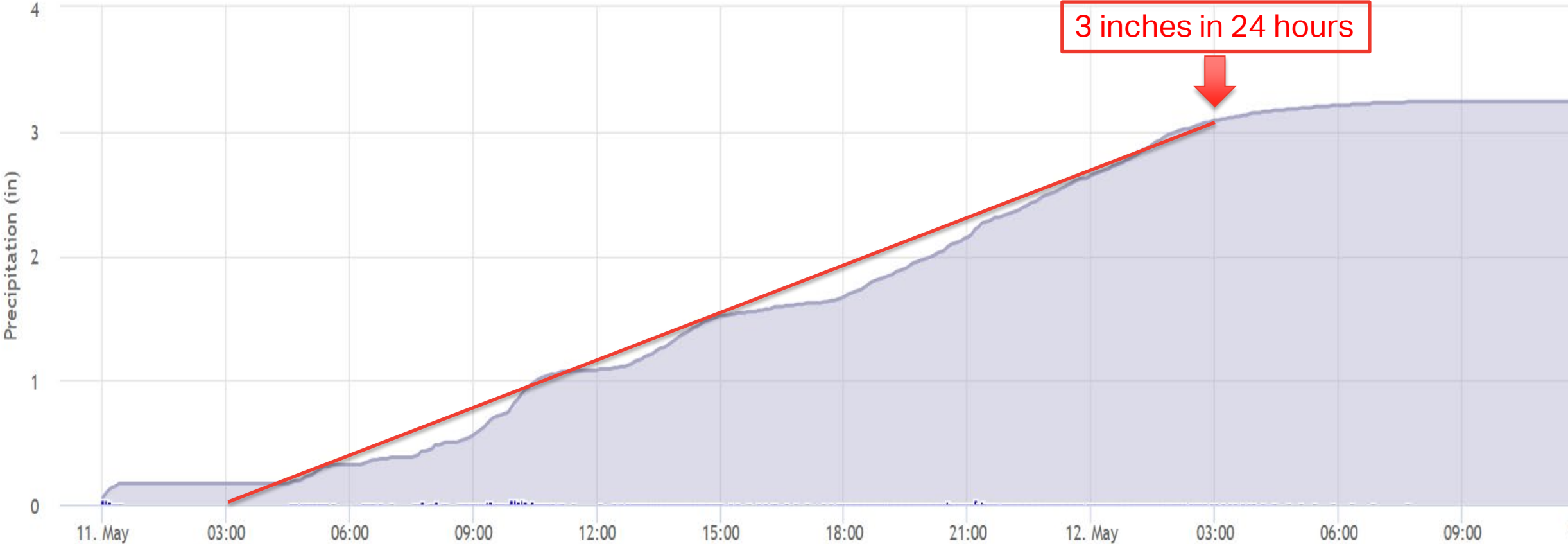


MAY 11-12, 2023 STORM EVENT



Precipitation for Chatfield at South Platte Res (CHT01)

May 10 - 12, 2023



MAY 11-12, 2023 STORM EVENT

Duration	Average recurrence interval (years)									
	1	2	5	10	25	50	100	200	500	1000
5-min	0.226 (0.178-0.288)	0.288 (0.226-0.368)	0.392 (0.307-0.501)	0.481 (0.375-0.617)	0.607 (0.459-0.802)	0.707 (0.522-0.941)	0.810 (0.579-1.10)	0.917 (0.630-1.26)	1.06 (0.703-1.49)	1.18 (0.759-1.67)
10-min	0.331 (0.260-0.422)	0.422 (0.331-0.538)	0.574 (0.450-0.734)	0.704 (0.549-0.904)	0.889 (0.672-1.17)	1.04 (0.765-1.38)	1.19 (0.848-1.61)	1.34 (0.922-1.85)	1.56 (1.03-2.19)	1.72 (1.11-2.44)
15-min	0.403 (0.318-0.515)	0.514 (0.404-0.657)	0.700 (0.548-0.896)	0.859 (0.669-1.10)	1.08 (0.819-1.43)	1.26 (0.932-1.68)	1.45 (1.03-1.96)	1.64 (1.12-2.26)	1.90 (1.26-2.67)	2.10 (1.36-2.98)
30-min	0.530 (0.417-0.677)	0.676 (0.531-0.863)	0.921 (0.721-1.18)	1.13 (0.880-1.45)	1.43 (1.08-1.88)	1.66 (1.23-2.21)	1.90 (1.36-2.58)	2.16 (1.48-2.97)	2.50 (1.65-3.51)	2.76 (1.78-3.92)
60-min	0.664 (0.523-0.848)	0.834 (0.656-1.06)	1.12 (0.880-1.44)	1.37 (1.07-1.76)	1.74 (1.32-2.30)	2.03 (1.50-2.71)	2.34 (1.67-3.17)	2.66 (1.83-3.67)	3.10 (2.05-4.36)	3.45 (2.22-4.89)
2-hr	0.798 (0.634-1.01)	0.992 (0.787-1.26)	1.33 (1.05-1.68)	1.62 (1.27-2.06)	2.05 (1.57-2.70)	2.40 (1.79-3.18)	2.77 (2.00-3.72)	3.16 (2.20-4.33)	3.70 (2.48-5.17)	4.13 (2.69-5.80)
3-hr	0.899 (0.718-1.13)	1.10 (0.877-1.38)	1.45 (1.15-1.75)	1.77 (1.43-2.11)	2.23 (1.72-2.93)	2.62 (1.97-3.45)	3.03 (2.21-4.06)	3.47 (2.43-4.74)	4.08 (2.76-5.69)	4.58 (3.00-6.40)
6-hr	1.12 (0.903-1.39)	1.34 (1.08-1.66)	1.72 (1.38-2.06)	2.11 (1.67-2.55)	2.62 (2.05-3.42)	3.07 (2.34-4.03)	3.56 (2.63-4.74)	4.09 (2.90-5.5)	4.86 (3.48-6.5)	5.45 (3.82-7.56)
12-hr	1.41 (1.14-1.74)	1.66 (1.35-2.04)	2.11 (1.71-2.61)	2.58 (2.03-3.13)	3.15 (2.49-4.06)	3.68 (2.83-4.77)	4.24 (3.16-5.60)	4.86 (3.48-6.5)	5.71 (4.12-7.58)	6.45 (4.53-8.86)
24-hr	1.71 (1.40-2.09)	2.02 (1.66-2.48)	2.58 (2.11-3.16)	3.07 (2.50-3.77)	3.80 (3.02-4.83)	4.40 (3.41-5.63)	5.03 (3.78-6.55)	5.71 (4.12-7.58)	6.46 (4.64-9.01)	7.42 (5.03-10.1)
2-day	1.99 (1.65-2.40)	2.38 (1.97-2.88)	3.04 (2.52-3.69)	3.61 (2.97-4.40)	4.43 (3.54-5.55)	5.08 (3.97-6.42)	5.75 (4.36-7.40)	6.46 (4.70-8.46)	7.42 (5.21-9.92)	8.17 (5.60-11.0)
3-day	2.16 (1.81-2.61)	2.56 (2.14-3.08)	3.23 (2.69-3.90)	3.81 (3.15-4.61)	4.64 (3.74-5.79)	5.31 (4.18-6.67)	6.00 (4.58-7.68)	6.73 (4.94-8.77)	7.73 (5.47-10.3)	8.51 (5.87-11.4)
4-day	2.31 (1.93-2.76)	2.70 (2.26-3.24)	3.36 (2.81-4.04)	3.95 (3.28-4.76)	4.79 (3.87-5.94)	5.46 (4.32-6.84)	6.17 (4.73-7.86)	6.92 (5.10-8.99)	7.94 (5.65-10.5)	8.75 (6.06-11.7)

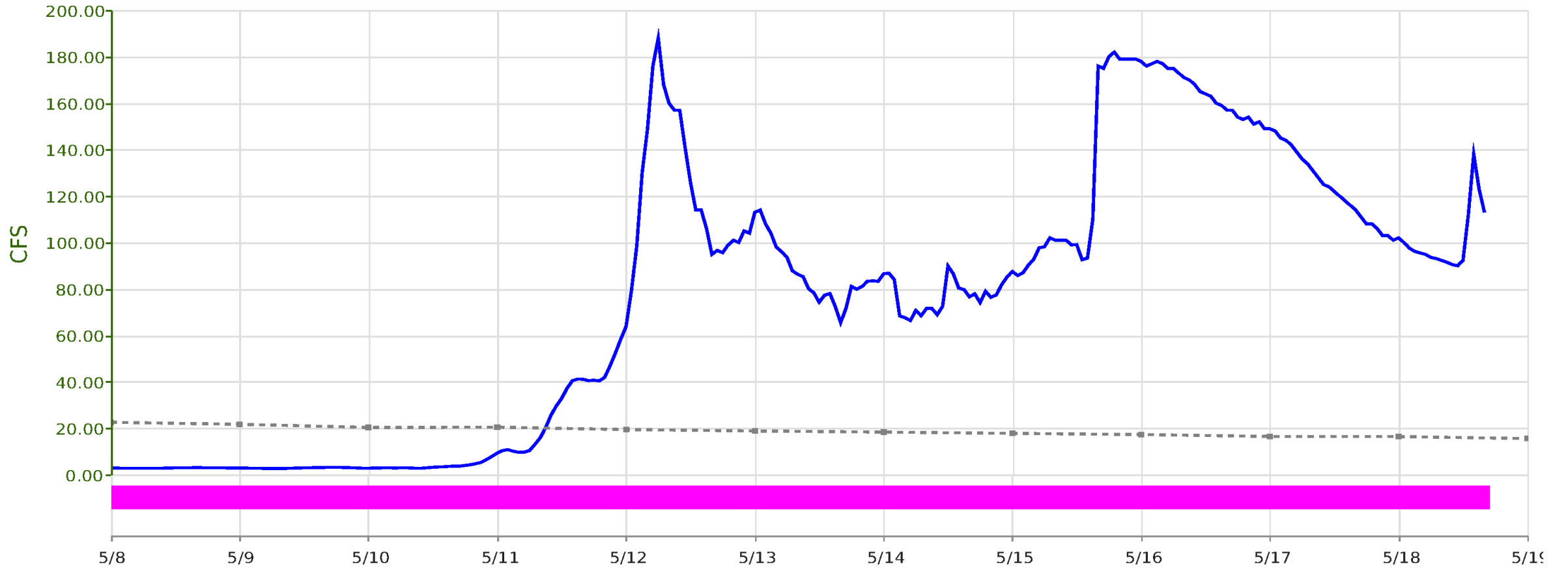
At
Chatfield
Reservoir

At
Castle
Rock

MAY 11-12, 2023 STORM EVENT



WESPERCO - WEST PLUM CREEK NEAR PERRY PARK, CO



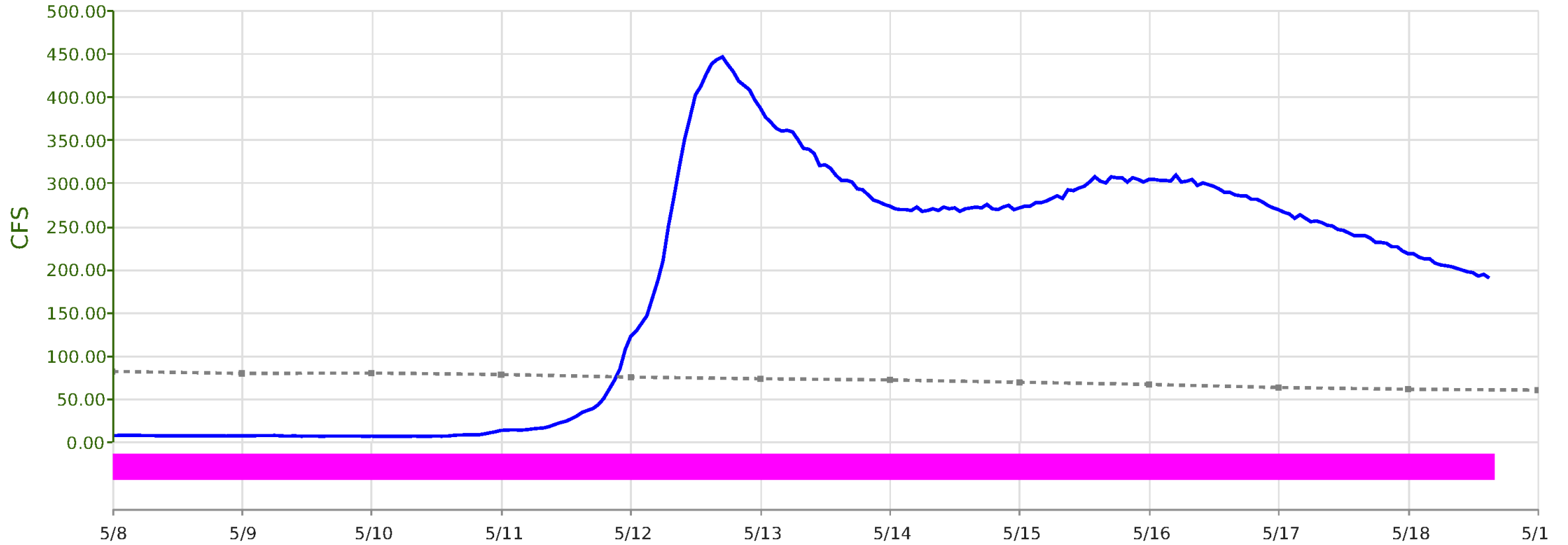
Legend

Flags

■ U - 3rd Party Data - Original data as collected by DWR; Reliability unknown

MAY 11-12, 2023 STORM EVENT

PLNRSDCO - WEST PLUM CREEK AT SEDALIA, CO



Legend

Flags

■ U - 3rd Party Data - Original data as collected by DWR; Reliability unknown

MAY 11-12, 2023 STORM EVENT



Paul Hutton

MAY 11-12, 2023 STORM EVENT



Paul Hutton

MAY 11-12, 2023 STORM EVENT



Paul Hutton

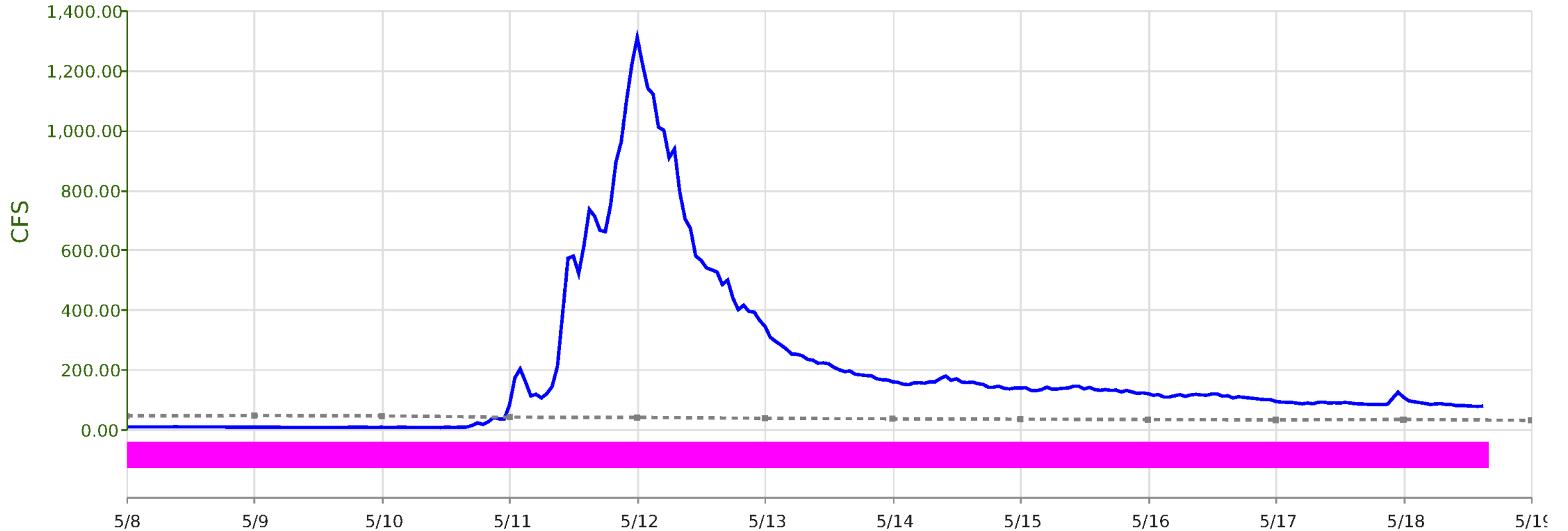
MAY 11-12, 2023 STORM EVENT



Paul Hutton

MAY 11-12, 2023 STORM EVENT

PLUCASCO - EAST PLUM CR ABV HASKINS GULCH NR CASTLE ROCK, CO



Legend

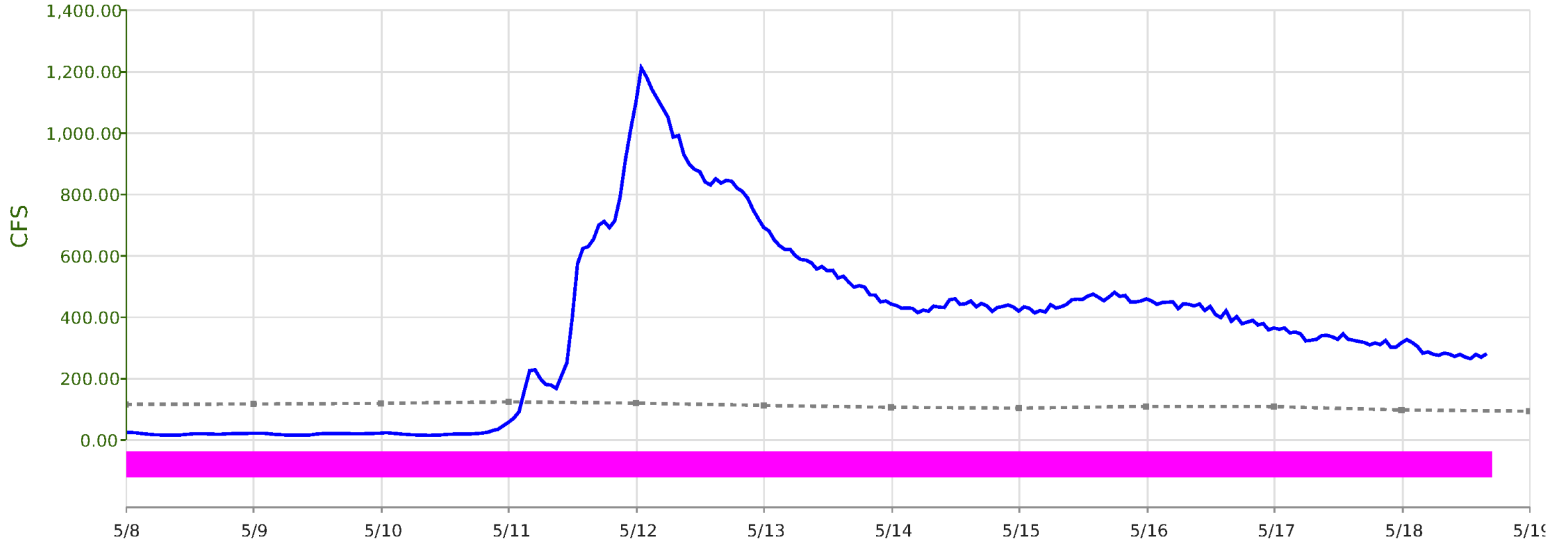
Flags

■ U - 3rd Party Data - Original data as collected by DWR; Reliability unknown

MAY 11-12, 2023 STORM EVENT



PLUSEDCO - PLUM CREEK NEAR SEDALIA, CO.



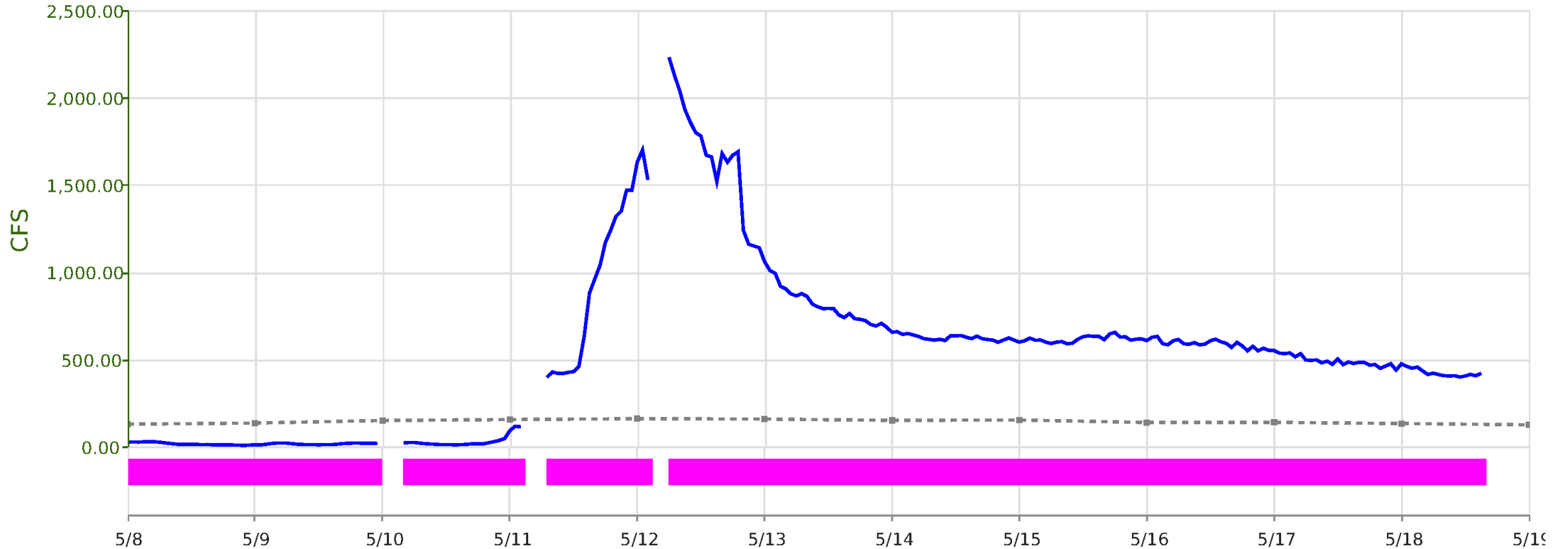
Legend

Flags

■ U - 3rd Party Data - Original data as collected by DWR; Reliability unknown

MAY 11-12, 2023 STORM EVENT

PLUTIRCO - PLUM CREEK AT TITAN ROAD NEAR LOUVIERS, CO



Legend

Flags

■ U - 3rd Party Data - Original data as collected by DWR; Reliability unknown

MAY 11-12, 2023 STORM EVENT

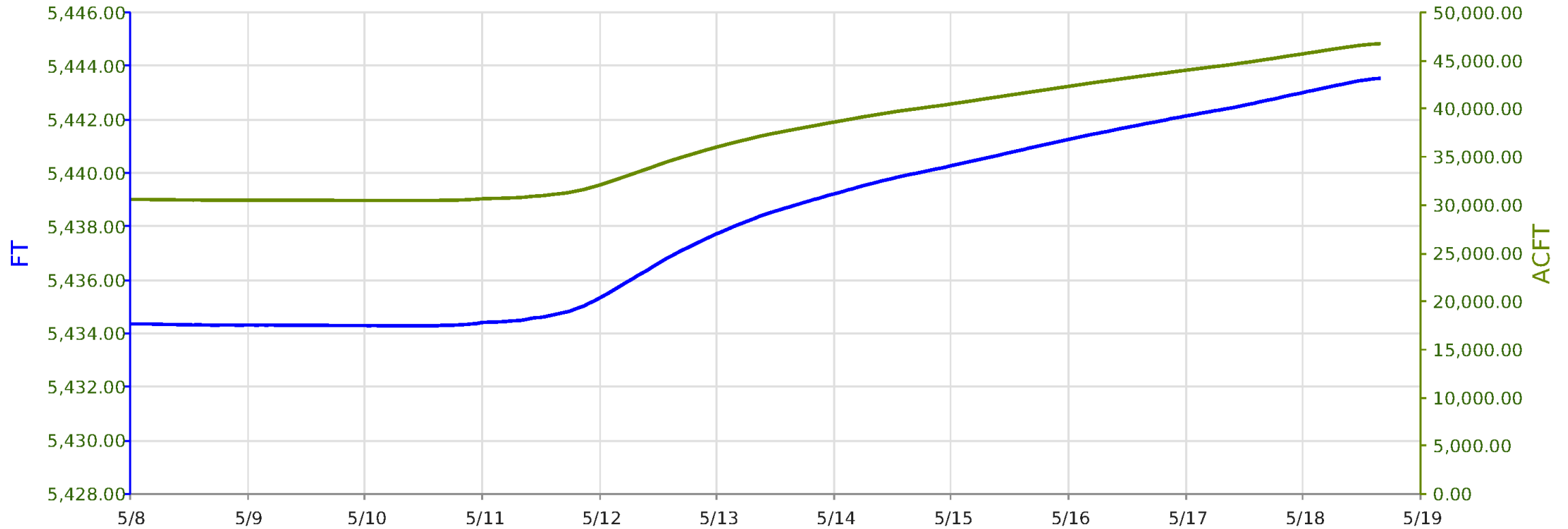


Kris Wahlers

MAY 11-12, 2023 STORM EVENT



CHARESCO - CHATFIELD RESERVOIR



Legend

— ELEV — STORAGE

HOW WILL THIS EVENT EFFECT WATER QUALITY IN CHATFIELD RESERVOIR?